



PlayStation

NTSC U/C

PlayStation

EVERYONE



CONTENT RATED BY
ESRB

SLUS-01566

AIRBOAT RACING



WARNING: READ BEFORE USING YOUR PLAYSTATION® GAME CONSOLE.

A very small percentage of individuals may experience epileptic seizures when exposed to certain light patterns or flashing lights. Exposure to certain patterns or backgrounds on a television screen or while playing video games, including games played on the PlayStation game console, may induce an epileptic seizure in these individuals. Certain conditions may induce previously undetected epileptic symptoms even in persons who have no history of prior seizures or epilepsy. If you, or anyone in your family, has an epileptic condition, consult your physician prior to playing. If you experience any of the following symptoms while playing a video game – dizziness, altered vision, eye or muscle twitches, loss of awareness, disorientation, any involuntary movement, or convulsions – **IMMEDIATELY** discontinue use and consult your physician before resuming play.

WARNING TO OWNERS OF PROJECTION TELEVISIONS:

Do not connect your PlayStation game console to a projection TV without first consulting the user manual for your projection TV, unless it is of the LCD type. Otherwise, it may permanently damage your TV screen.

USE OF UNOFFICIAL PRODUCT:

The use of unofficial products and peripherals may damage your PlayStation game console and invalidate your console warranty.

HANDLING YOUR PLAYSTATION DISC:

- This compact disc is intended for use only with the PlayStation game console.
- Do not bend it, crush it or submerge it in liquids.
- Do not leave it in direct sunlight or near a radiator or other source of heat.
- Be sure to take an occasional rest break during extended play.
- Keep this compact disc clean. Always hold the disc by the edges and keep it in its protective case when not in use. Clean the disc with a lint-free, soft, dry cloth, wiping in straight lines from center to outer edge. Never use solvents or abrasive cleaners.

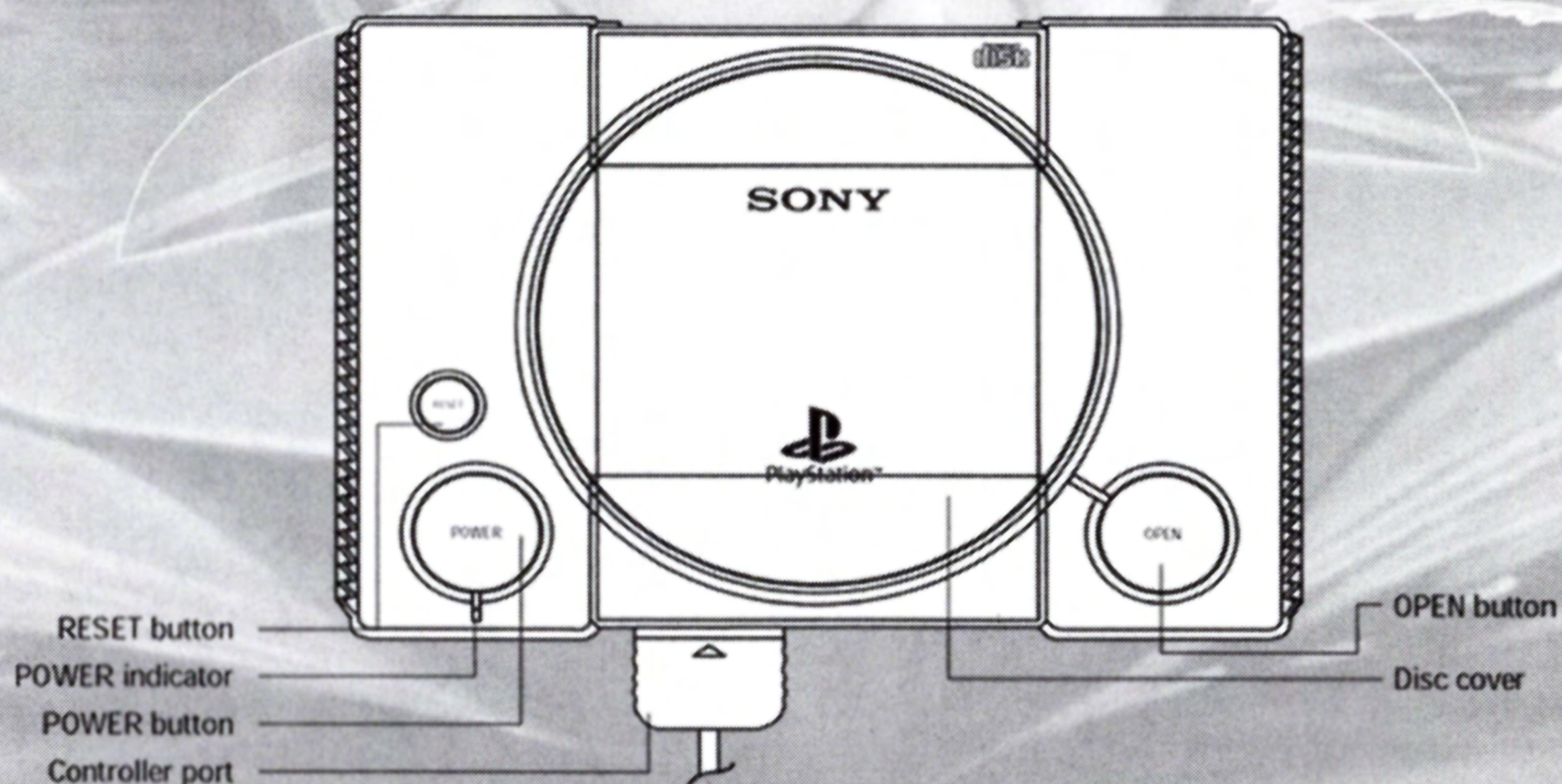
Table of Contents

Startup Information.....	2
DUALSHOCK[®] Analog Controller.....	3
Title and Menu Screen.....	5
Options Screen.....	6
Playing the Game.....	7-9
Characters.....	10-12
Special Power-Ups and Weapons.....	13-14
Warranty.....	17

Startup Information

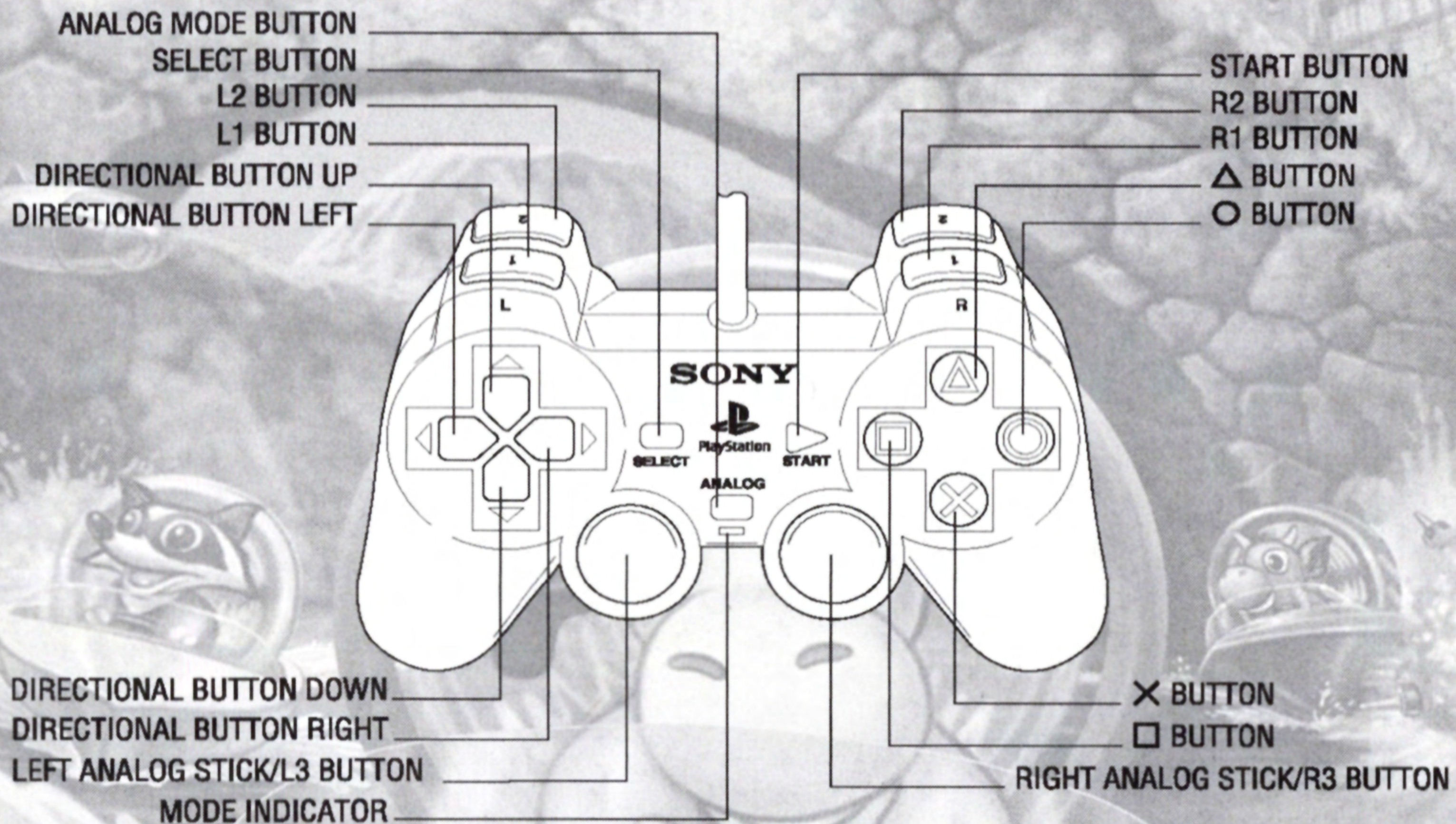
1. Set up your PlayStation game console according to the instructions in its Instruction Manual. Make sure the power is off before inserting or removing a compact disc.
2. Insert the XS Airboat Racing disc and close the Disc Cover.
3. Insert game controllers and turn on the PlayStation game console
4. Follow on-screen instructions to start the game.

You can save your game whenever you have complete a level if you have a MEMORY CARD. Insert your MEMORY CARD into MEMORY CARD Slot 1. You can also play the game without a MEMORY CARD but you will not be able to save the game and retrieve it later.



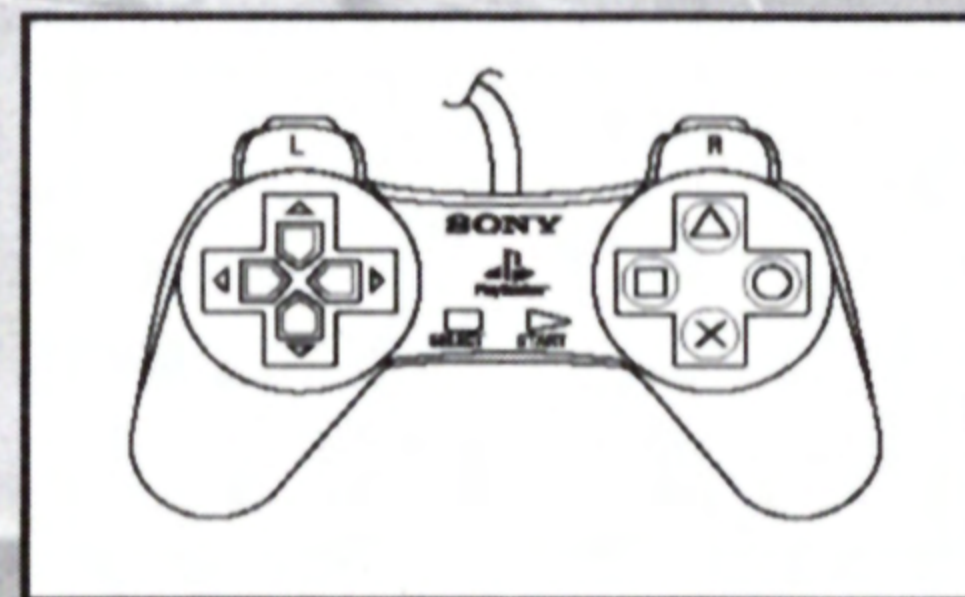
DUALSHOCK® Analog Controller

DUALSHOCK® analog controller



NOTE: Compatible only in Digital and Vibration mode

NOTE: You may have a controller that looks like this, if so please follow the digital instructions outlined above.



Basic Controls - These are the basic controls for the controller:

Directional buttons/Left Analog Stick* – Steering/Choose selection from menus

X – Accelerate, Confirm selection

O – Not used

□ – Brake, Reverse (hold down)

△ – Change camera views, Cancel Selection, Go to Previous menu

L1 – Not Used **L2** – Rear View

R1 – Not Used **R2** – Activate/Fire special power-ups and weapons


Start Button – Pause/Confirm selections

Select Button – Not Used

*To use Left Analog Stick, please be sure that the Mode Indicator LED is on by using the Analog Mode Button

TITLE AND MENU SCREEN



Press the directional buttons up or down to scroll through the menu and press the  button to select.

Start Game

Starts the game and allows you to select from the various game modes.

Options

Allows you to access and change various aspects of the game.

OPTIONS SCREEN

When choosing the Options section, you are presented with the following:

Game Options

Difficulty – Allows you to set the difficulty setting for the game

Number of laps – Allows you to set the amount of laps for each race.

Vibration – Sets vibration mode on or off.

Sound Options

SFX – Sets the volume of the game sound effects

Music – Sets the volume of the music played throughout the game.

Memory Card

Allows you to save and load your game settings

Records

View the various records and times from each level

PLAYING THE GAME

XS Airboat Racing tests your racing skills against the various characters in the game. You will get to race through various levels that will each prove to be as challenging as the next. See if you could work your way up to the Gold Cup and unlock the various extras throughout the game.

GAME MODES

TOURNAMENT MODE:

In tournament mode you race in one of three cups. Each cup consists of three different tracks. As you race, you will earn points depending on what position you finish the race. The better you do, the more points you will earn. At the end of the three races, the points will be tallied and the winner will receive the cup.


ARCADE MODE:

In arcade mode you race on a track selected by you. Be fast because it's a quick race but only the best will win!

TIME TRIAL MODE:




In this mode you simply race against the clock. Choose a character, choose a track and then off you go! Once the race is over, your time will be stored for future reference. This is a great way to learn the tracks as you are the only one racing and you can study every nook and cranny.

PLAYING THE GAME




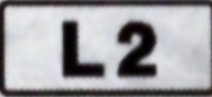
Above is a picture of the game play screen.

The Race Is On!

Once you have selected the game mode and the character you wish to use, you are ready to test your skills with your airboat. Once the Green light flashes, press the  button to accelerate your airboat throughout the stage. If at anytime you need to slow down or brake, you can either release the  button or press the  button. (cont'd)


PLAYING THE GAME

(cont'd)

You can also press the  button to reverse your airboat if you ever get stuck on the side of the level. Keep an eye on your place and watch your back by pressing the  to look and see how may be behind you. If at anytime you need to pause the game or quit, press the Start button and you can choose to exit the course or the game altogether.



Special Power-Ups

During the race, you will encounter the special power-up and weapons boxes throughout the level. Just race through one of the boxes and see what type of power-up or weapon you will receive. You can see which type you receive by looking up on the top of the screen. To use your power-up and weapon, just press the  .

CHARACTERS

XS Airboat features up to 10 unique characters to choose from. Each of these characters have their own racing abilities.



Hogan – This dinosaur gets up and goes quickly ! Too bad his handling skills are not the best. He is a good character for those with great driving abilities.



Paulie – For a walrus, Paulie is quite an accomplished driver. He has great top speed and is big enough to shove almost everyone out of his way. However, his acceleration and handling are very poor. Paulie is a good choice for players with more than a little skill.



Ahab – This bear is slow to reach top speed, but once there he is very fast! He does not handle well, but he can push most other characters out of his way. Ahab is a good choice for players with a little experience.

CHARACTERS



Flossie – This pretty little sheep is quite the driver! While she may not have great top speed, she more than makes up for that with her quick acceleration and nice handling abilities. Flossie is a good choice for those players who have spent a little time getting to know the game.



Chaz – This woodchuck is a quick accelerator, but his top speed is much lower than most. Chaz does make up for his shortcoming with his great handling and the ability to push and shove his way around the track. Chaz is an excellent choice for those with average driving abilities.



Rocco – This little raccoon drives a lot like his buddy Picasso. Short on speed, but his handling abilities are top notch! Choose Rocco if you like to overtake opponents in the turns!

CHARACTERS



Cadmus – For a dragon, he is a very stable character with average abilities. He is not the biggest, fastest or most agile character in the game. But he is also not the smallest, slowest or clumsiest character either. Overall, Cadmus is a great character for beginners.



Argyle – This anteater's acceleration and top speed are great, but his handling is quite poor (maybe that big nose of his gets in the way). Good for more experienced players.



Chloe – This lioness is one of the better-rounded characters in the game. Fair acceleration, fair handling and fair top speed make her a great character for beginners.



Picasso – You wouldn't normally associate artistic armadillos with racing, but this one is the exception! Picasso has great handling abilities, but his speed and acceleration are slightly below average. This armadillo is a good choice for those that value agility over speed.

SPECIAL POWER-UPS AND WEAPONS

During each race you will see a series of question marks floating slightly above the track. Colliding with one of the question marks will give you a special bonus you can use to enhance your position in the race. There are eight of these bonuses. They are as follows:



Rocket: Take, aim and launch this at another character. It will temporarily stun them.



Plasma Rocket: Very much like the regular rocket, except the plasma rocket separates into three distinct rockets. This one is great for shooting into a crowd of racers as you have a very good chance of at least hitting one of them, maybe even three!



Guided Missile: The guide missile is a fire and forget bonus item. It couldn't be simpler, just fire the missile and the character in front of you will be hit and stunned.

SPECIAL POWER-UPS AND WEAPONS



Mine: When you drop a mine, it comes out of the back of your vehicle. If another character runs into it they will be stunned.



Grenade: Almost identical to the mine is the grenade. The only difference here is that grenades will auto destruct after a certain amount of time if they have not been hit by anyone. This means that you could just be driving next to a grenade and it may explode.



Force Field: This is a great bonus! Not only will it protect you from rockets, plasma shots, guided missiles, mines and grenades, but also if you touch another character with it, they will spin out!



Turbo Boost: This bonus item allows a character to boost his speed for a short period of time.



Time Freeze: Activating this bonus will cause all of the other characters to spin in place for a few precious seconds.

NOTES



CREDITS



Developer

Miracle Designs NV

www.miracle-designs.com

Published by

XS Games

Associate Producer

Ron Rivkin

Director of QA

Rene A. Zelada

Creative Director and Package Design

Cindy K. Mui

Special Thanks

Les Pardew - Alpine Studios

Cover art and logo provided by

Moore Designs

WARRANTY

LIMITED WARRANTY - XS Games warrants to the original purchaser of this software product, for a period of ninety (90) days from the date of original purchase (the "Warranty period"), that under normal use, this medium on which this computer program is recorded is free from defects in materials and workmanship. This software program is sold "as is" without express or implied warranty of any kind and XS Games is not liable for any losses or damages of any kind resulting from use of this program. This warranty is not applicable to normal wear and tear. This warranty shall not be applicable and shall be void if the defect in this software product has arisen through abuse, unreasonable use, mistreatment or neglect.

WARRANTY CLAIMS – To make a warranty claim under this limited warranty, please return the product to the point of purchase accompanied by proof of purchase, your name, your return address, and a statement of the defect, or send the disk(s) within 90 days of purchase to: XS Games, 8800 Global Way, West Chester, OH 45069. Include a copy of the dated purchase receipt, your name, your return address, and a statement of the defect. XS GAMES or its authorized dealer will, at our option, repair or replace the product and return it to you (postage prepaid) or issue to you a credit equal to the purchase price.

To replace defective media after the 90-day warranty period has expired, send the original disk(s) to XS Games at the above address with a check or money order for \$15.00.

The foregoing states the purchaser's sole and exclusive remedy for any breach of warranty with respect to the software product.

LIMITATIONS – This warranty is in lieu of all other warranties and no other representations or claims of any nature shall be binding on or obligate XS Games. Any implied warranties applicable to this software product, including warranties of merchantability and fitness for a particular purpose, are limited to the ninety (90) day period described above. In no event will XS Games be liable for any special, incidental, or consequential damages resulting from possession, use, or malfunction of this XS Games software product.

Some states do not allow limitations as to how long an implied warranty lasts and/or exclusions or limitations of incidental or consequential damages so the above limitations and/or exclusions may not apply to you. This warranty gives you specific rights, and you may also have other rights which vary from state to state.

NOTICE – XS Games reserves the right to make improvements in the product described in this manual at any time and without notice. This manual and the software described in this manual are copyrighted. All rights are reserved. No part of this manual or the described software may be copied, reproduced, translated, or reduced to any electronic medium or machine-readable form without the prior written consent of XS Games, 8800 Global Way, West Chester, OH 45069, ATT: GAME MANAGEMENT.

XS Games LLC, 8800 Global Way, West Chester, OH 45069
XS Airboat Racing ©2003 XS Games LLC. Developed by Miracle Designs NV. All rights reserved



Licensed by Sony Computer Entertainment America for use with the PlayStation game console. PlayStation and the PlayStation logos are registered trademarks of Sony Computer Entertainment Inc. The ratings icon is a trademark of the Interactive Digital Software Association. Manufactured and printed in the U.S.A. THIS SOFTWARE IS COMPATIBLE WITH PLAYSTATION GAME CONSOLES WITH THE NTSC U/C DESIGNATION. U.S. AND FOREIGN PATENTS PENDING.



www.xsgames.biz